

OCALA CAMELLIA SOCIETY

NEWSLETTER

Patrick Andrews, Editor

HAPPY ST. PATRICK'S DAY!

March 2017

NEXT MEETING SET FOR THURSDAY, MARCH 2, 2017

The next meeting of the Ocala Camellia Society will be on Thursday, March 2, 2017, at the Community Room at the Ocala Police Station located at 402 S. Pine (Pine Plaza) in Ocala. Park in front of the police station and enter in the side door to the right before you get to the main front door.

We will meet at 6:00 for our end-of-the-year potluck dinner and socializing, and the meeting will begin at 7:00 p.m.

Our speaker will be Ben George from DeLand. Ben is a good friend to our club (we've been trying to get him to join for quite a while), and will be speaking about growing camellias with an emphasis on producing great blooms using environmental methods

The nominating committee submitted the following slate for election and installation at the March meeting:

President – Jill Reed
Vice-President – Susan Dunn
Secretary – Zlata Sabo
Treasurer -- Laura Perdomo;
Directors -- Patrick Andrews, Charlotte
Bunyan, Ann Greenwood,
Marge Hendon, Joan LaClair, and
Bob Weidman

The meeting will conclude with a plant auction and raffle to benefit the Ocala Camellia Society.

PRESIDENT'S MESSAGE

Patrick Andrews, President

It has been a pleasure to serve as your president for the past two years. I have enjoyed it immensely, but am looking forward to participating as a spectator once again. Thanks to Jill, Susan, Zlata, and Laura for coming forward to serve as your officers for next year.

I got bitten by the camellia bug when I first moved to north Florida from southeast Florida in 1980. I had never seen azaleas or camellias before, and had to have them in my garden right away. Over the years we've accumulated more and more camellias until now it seems impossible to imagine life without them.

Getting involved with first the local camellia society, then the regional society and the national society, has brought much joy to my life, and I have developed many lifelong friendships. I hope that is true for many of our club members as well.

I wouldn't have been involved at all had it not been for Bob and Gladys Weinspach nabbing me and Bob on our way through the entrance tent to the Master Gardeners Festival many years ago. They talked us into joining the Ocala Camellia Society, and we've never looked back.

There are so many benefits to gardening. To me, flower gardening is especially rewarding, with camellias flowering from September through March in our garden. Anyone wanting a tour just has to ask.

See you at the meeting!

AUCTION AND RAFFLE PLANTS FOR MARCH MEETING

SEA FOAM (RAFFLE)



KOKU RYU VAR.



PINK PERFECTION



I AM FRAGRANT



LITTLE HOOPER



JIM SMITH



CAMELLIA CULTURE – SPRING AND SUMMER

GRAFTING: There is still plenty of time for grafting, although all grafting should be completed before new growth begins. Scions will keep in a sealed plastic bag in the refrigerator for three weeks or longer, so even if you aren't ready to graft immediately, cut your scions now, before they start to grow, and store them for later. Once the growth bud has begun to feather it is too late to be used as a scion.

SPRAYING: Spider mites and scale insects can still be a problem at this time a year, so keep a close eye out for them. Spider mites cause the leaf to appear bronze, particularly along the central rib, and can ruin the look of the foliage. Scale insects can be seen on the lower surface of leaves and result in yellowing and dropping of the leaves. You can spray with chemicals such as Orthene to control mites, but a better, more environmentally friendly solution would be to spray with insecticidal oil (such as Super Fine or Ultra Pure) or insecticidal soap. These oils and soaps kill mites and scales but be sure to coat both sides of the leaves, and do not spray during hot temperatures. Check with local camellia growers for other spraying tips and to find out what they spray with to control these insects.

PLANTING: You can still plant and move camellias, as they are still dormant. Potted camellias can be planted at any time of the year, but remember to water at least twice a week. Be sure to plant them above the soil level to allow for settling. Never plant a camellia at a level lower than it is growing in the pot.

MULCHING: Camellias should be mulched to help keep the roots cool and to help the soil retain water. Mulch also cuts down on the need to weed, while contributing to the organic content of your soil.

WATERING: Watering is extremely important during the blooming season, as flowers consist mostly of water, and during our usually dry spring, when camellias start to put on a major flush of growth. A well-watered plant will bloom much more freely and the flowers will be much larger if the plant is watered well. It is very important to water regularly during any dry periods. Camellias should receive a deep watering (1 inch) once a week. This is true year-round, but is more crucial during dry periods.

(Continued in the next column)

(Continued from the previous column)

FERTILIZING: It's time to start thinking about applying the first round of fertilizer to your camellias. You can use any fertilizer, but a Camellia, Azalea, Gardenia fertilizer is ideal. Be sure to spread the fertilizer out to the drip line. Many local camellia growers fertilize during the first week of April, the middle week of May, and the last week of June or first week of August. Other gardeners fertilize at the beginning of each season, so this would mean the first application would be in the latter part of March. Your last application of fertilizer should probably be in late August or early September, as fertilizing after this may cause camellias to grow again, and the new growth may not harden off before cold weather starts. Some growers like to apply a light application of a low-nitrogen fertilizer in the fall to stimulate root growth.

PRUNING: There is plenty of time to prune, but it is best to prune before growth has begun in earnest. Prune for shape, to limit the size, and to produce new growth for next season's flower buds. Be sure to remove dead wood. You may wish to seal large cuts with a commercial tree sealer. After pruning one plant, sanitize your clippers with a mild bleach solution before pruning another plant.

AIR LAYERING: Air layering can be done at any time where temperatures remain above freezing. Some people air layer as early as February, but many wait until May, when the parent plants are actively growing and the bark peels away easily. Air layers done in May are generally ready to harvest by August and September, and on into the fall for some slower-rooting varieties.

CUTTINGS: Cuttings are generally taken during the summer, around June or July, when they will root quite readily. Reticulatas are the hardest to root (and many varieties won't root from cuttings at all), so it's a safer bet to stick with japonicas and non-reticulata hybrids. Take cuttings with about four leaves; snip off the lower two leaves and cut the others in half. Trim the base just below a leaf axil, dip it in a rooting hormone, and insert the cutting into a small pot filled with a moist, sandy potting medium. You may want to put the pot in a plastic bag (to keep the air around the cutting humid) and place in a shaded spot. Check the bag regularly and add water when needed. The roots don't develop immediately, but they should form within 4-6 weeks on some varieties, longer on others. Cuttings can be taken at other times of the year, too, but rooting takes longer.

OCALA CAMELLIA SOCIETY EXECUTIVE COMMITTEE

The officers of the Executive Committee of the Ocala Camellia Society for 2016-2017 are:

President: Jill Reed, 352-591-4343

Vice-President: Susan Dunn, 352-694-4461

Secretary: Zlata Sabo, 352-237-5537

Treasurer: Laura Perdomo, 352-625-6467

Directors: Patrick Andrews, 352-895-8762
Charlotte Bunyan, 352-624-3022
Ann Greenwood, 352-347-9992
Marge Hendon, 352-625-3510
Joan LaClair, 352-693-5047
Bob Weidman, 352-840-3911

OCALA CAMELLIA SOCIETY

The Ocala Camellia Society meets on the first Thursday of each month, September through March, at 6:30 p.m., at the Community Center of the Ocala Police Department, 402 S. Pine, Ocala, Marion County, Florida. Members, friends, and interested gardeners from the general public are invited to attend. Members are encouraged to bring friends.

March 2, 2017, Ocala Police Department
September 7, 2017, Ocala Police Department
October 5, 2017, Ocala Police Department
November 2, 2017, Ocala Police Department
December 7, 2017, Ocala Police Department
January 4, 2018, Ocala Police Department
January 27, 2018, Ocala Camellia Show, **Paradise Ballroom, Silver Springs State Park, 5656 E. Silver Springs Blvd., Silver Springs, FL**
February 1, 2018, Ocala Police Department
March 1, 2018, Ocala Police Department

OCALA CAMELLIA SOCIETY APPLICATION FOR MEMBERSHIP FOR 2017-2018

The Ocala Camellia Society is a local society, affiliated with the American Camellia Society, whose members meet the first Thursday night of the month, September through March, and presents an annual camellia show during January. The monthly meetings are devoted to various cultural aspects of camellias. Annual dues are \$10 for individuals and \$15 for couples. Dues are collected in September for the camellia season. Please complete the application below for membership in the Ocala Camellia Society.

OCALA CAMELLIA SOCIETY

Single Membership	()	\$10.00
Couple Membership	()	\$15.00
Corporate Membership	()	\$50.00

Total Enclosed \$ _____

Date of Application _____

Name: Mr. _____

Ms./Mrs. _____

Address _____

City _____ State _____ Zip Code _____

Telephone Number: Home () - _____ Cell () - _____

Email: _____

Please make your check payable to Ocala Camellia Society and send to: Laura Perdomo, Treasurer, Ocala Camellia Society, 11960 NE 52nd Place Road Silver Springs, FL 34488.

OCALA CAMELLIA SOCIETY

NEWSLETTER

Patrick Andrews, Editor

HAPPY VALENTINE'S DAY!

February 2017

NEXT MEETING SET FOR **THURSDAY, FEBRUARY 2, 2017**

The next meeting of the Ocala Camellia Society will be on Thursday, February 2, 2017, at the Community Room at the Ocala Police Station located at 402 S. Pine (Pine Plaza) in Ocala. Park in front of the police station and enter in the side door to the right before you get to the main front door.

The meeting will begin at 6:30 p.m. with light refreshments. Snacks will be provided by Jill Reed, and beverages by Nancy Nesmith.

Our guest speaker will be Dr. Brenda Litchfield. Brenda is a Professor at the University of South Alabama in Mobile. She teaches master's and doctoral courses in Instructional Design and Development. She received her education from the University of Florida, University of North Florida, and Florida State University.

Brenda was a Fulbright Scholar. She was in Macau, China which is across the border and a train ride away from Dr. Gao's nursery. She visited him in 2012 and toured the 500-acre camellia breeding base and other famous nurseries in China. She had another Fulbright in Xi'an, (she ann) China and was fortunate to be able to visit Dr. Gao again. Her presentation today will show the nursery and how they are breeding camellias there.

The meeting will conclude with a plant auction to benefit the Ocala Camellia Society. See the pictures on page two of this newsletter!

PRESIDENT'S MESSAGE

Wow! January flew by, and here it is February! It's hard to believe we're in a brand-new year.

Our show was a huge success. All of the judges LOVED our venue – the Paradise Ballroom at Silver Springs State Park – and want to come back next year. Everything went smoothly, from set-up to tear-down, and I want to thank all of our members who helped throughout the entire show.

We had 1,302 blooms, which to my knowledge was the most of any show so far this season in the Atlantic region. There would have been even more had not a few of our judges had to cancel due to illness.

Many of our local camellia gardeners have complained about having smaller flowers due to the dry weather, and mine are the same. Although I plenty of flowers, the flush of blooms has been inhibited by the drought. At my house we have have about one-half inch of rain since Hurricane Matthew, and that was a LONG time ago.

You won't want to miss our speaker this month. Brenda is a good personal friend, and we are so lucky to have her speak to us at our February meeting. You will fall in love with her. She has a lot of great photos from her travels in China, but more important, she has a great knowledge of camellias.

I look forward to seeing everyone at the meeting on February 2. Patrick.

CAMELLIAS IN THIS MONTH'S AUCTION

ADALYN




ELEGANS SPLENDOR




CHIEF ARNOLD



ESTHER ANN



GRAPE SODA



SNOW SWIRL



RUTH VICKERS
FULLWOOD



CAMELLIA CULTURE – WINTER

PLANTING: This is the best time of year to plant camellias. They are dormant now, so they won't be putting on leaf growth. The roots, however, will continue to grow all winter. You may want to add a little Super Triple Phosphate fertilizer to the hole when planting, but don't overdo it. This fertilize promotes root growth but not leaf growth. Be sure to plant them above the soil level to allow for settling. Never plant a camellia at a level lower than it is growing in the pot. Keep newly planted camellias well watered.

WATERING: Watering is critical in November and December, since these can be very dry months. It is very important to water regularly during any dry periods. Camellias should receive a deep watering (1 inch) once a week. This is true year-round, but is more crucial during dry periods.

SPRAYING: Spider mites and scale insects can still be a problem at this time a year, so keep a close eye out for them. Spider mites cause the leaf to appear bronze, particularly along the central rib, and can ruin the look of the foliage.

Scale insects can be seen on the lower surface of leaves and result in yellowing and dropping of the leaves. You can spray with chemicals such as Orthene to control mites, but a better, more environmentally friendly solution would be to spray with insecticidal oil (such as Ultra Fine or Ultra Pure). These oils kill mites and scales but be sure to coat both sides of the leaves, and do not spray during hot temperatures. Check with local camellia growers for other spraying tips and to find out what they spray with to control these insects.

GIBBING: You can still gib blooms to make sure you have blooms to enter into specific shows this winter. Gibbing is the process of removing the growth bud next to a flower bud and filling the "cup" with a drop of gibberellic acid. This causes the remaining flower bud to swell and bloom much earlier than it normally would, and in most cases the flower is much larger. Be sure not to gib more than one or two buds on small bushes, if at all. You can order a gib on the web; just Google Progibb.

DISBUDDING: Continue disbudding if you find more than one bud at the tips of branches to ensure that the remaining bud will open larger and more beautiful.

UPCOMING ACS COOPERATIVE SHOWS AND EVENTS

QUITMAN, GA, Quitman Garden Club, **2/4/2017**, at Brooks County Extension Office, 400 East Courtland Avenue, Nancibeth Shealy, (229) 263-8661, nursenbs@windstream.net

THOMASVILLE, GA, Thomasville Garden Club, Inc., **2/11/2017**, at Thomasville Garden Center, 1002 South Broad Street, Annelle Lauder, (229) 226-7398, alauder@rose.net

ATLANTA, GA, North Georgia Camellia Society, **2/18-10/2017**, at Atlanta Botanical Garden, Piedmont Park at the Prado, John Newsome, (404) 355-4478, newsomecawthon@aol.com

FORT VALLEY, GA, Middle Georgia Camellia Society, **2/25-26/2017**, at Fetterman Building, Masee Lane, Tommy Martin, tommymartin0096@gmail.com

COLUMBUS, GA, Chattahoochee Valley Camellia Society, **3/4-5/2017**, at The Columbus Museum, 1251 Wynnton Road, Sam Wellborn, (706) 615-0965, samwellborn42@gmail.com

NEWBERG, OR, Oregon Camellia Society and City of Newberg, National Camellia Show in conjunction with the American Camellia Society Annual Convention, **4/8/2017**, at The Chehalem Cultural Center, 415 E Sheridan St, Newberg, OR

OCALA CAMELLIA SOCIETY EXECUTIVE COMMITTEE

The officers of the Executive Committee of the Ocala Camellia Society for 2016-2017 are:

President: Patrick Andrews, 352-895-8762

Vice-President: Jill Reed, 352-591-4343

Secretary: Marge Hendon, 352-625-3510

Treasurer: Laura Perdomo, 352-625-6467

Directors: Madeline Braisted, 352-854-6500
Charlotte Bunyan, 352-624-3022
Susan Dunn, 352-694-4461
Ann Greenwood, 352-347-9992
Charles Nichols, 352-694-2973
Zlata Sabo, 352-237-5537
Bob Weidman, 352-840-3911

OCALA CAMELLIA SOCIETY

The Ocala Camellia Society meets on the first Thursday of each month, September through March, at 6:30 p.m., at the Community Center of the Ocala Police Department, 402 S. Pine, Ocala, Marion County, Florida. Members, friends, and interested gardeners from the general public are invited to attend. Members are encouraged to bring friends.

February 2, 2017, Ocala Police Department
March 2, 2017, Ocala Police Department

September 7, 2017, Ocala Police Department

OCALA CAMELLIA SOCIETY APPLICATION FOR MEMBERSHIP FOR 2016-2017

The Ocala Camellia Society is a local society, affiliated with the American Camellia Society, whose members meet the first Thursday night of the month, September through March, and presents an annual camellia show during January. The monthly meetings are devoted to various cultural aspects of camellias. Annual dues are \$10 for individuals and \$15 for couples. Dues are collected in September for the camellia season. Please complete the application below for membership in the Ocala Camellia Society.

OCALA CAMELLIA SOCIETY

Single Membership	()	\$10.00
Couple Membership	()	\$15.00
Corporate Membership	()	\$50.00

Total Enclosed \$ _____

Date of Application _____

Name: Mr. _____

Ms./Mrs. _____

Address _____

City _____ State _____ Zip Code _____

Telephone Number: Home () - _____ Cell () - _____

Email: _____

Please make your check payable to OCALA CAMELLIA SOCIETY and send to: Laura Perdomo, Treasurer, Ocala Camellia Society, 11960 NE 52nd Place Road Silver Springs, FL 34488.

OCALA CAMELLIA SOCIETY NEWSLETTER

Patrick Andrews, Editor

HAPPY NEW YEAR!

January 2017

NEXT MEETING SET FOR THURSDAY, JANUARY 5, 2017

The next meeting of the Ocala Camellia Society will be on Thursday, January 5, 2017, at the Community Room at the Ocala Police Station located at 402 S. Pine (Pine Plaza) in Ocala. Park in front of the police station and enter in the side door to the right before you get to the main front door.

We will meet at 6:30 for light refreshments (which will be provided by provided by Zlata Sabo, John Edwards and Janice Ray), and the meeting will begin at 7:00 p.m. Our January speaker will be Lori Wallace, manager of Cedar Lakes Woods and Gardens in Williston, which is an old lime rock quarry that was transformed over 23 years into a botanical garden with lots of water features. The garden is now open to the public. Lori will talk about the garden and also tell us how they manage to grow camellias in the face of a lime rock quarry.

We will tie up any loose ends about the annual camellia show, which is set for Saturday, January 28, at the Paradise Ballroom at Silver Springs State Park. The meeting will conclude with a plant auction and raffle to benefit the Ocala Camellia Society.

Please bring any flowers you have in your garden to share and talk about with others.

STILL NEED SHOW AWARD SPONSORS!

Giving awards for winning blooms at our annual camellia show is very expensive, and each year we appeal to our members to give generously to sponsor awards so the club doesn't have to foot the entire bill. We will have a sign-up sheet at the upcoming meeting, and I encourage you to sponsor at least one award, if not more. Each award is \$20.

PRESIDENT'S MESSAGE

Patrick Andrews, President

Happy New Year!

Well, summer continues in north Florida, at least it feels like it as of this writing (December 31). We had a brief one-day cold snap, but unfortunately we didn't get much rain from it. I'm beyond worrying about the lack of rain we've had and just wonder if it will ever return to us.

Despite the drought, though, camellia flowers are popping out all over! I'm always amazed at the diversity of the flowers. Each one is magnificent when you take the time to inspect it close up, no matter how common or rare.

It's exciting to see a shrub flower for the first time. Sometimes it seems to take forever to get the first bloom, but that's just because it usually takes about three years for a newly planted camellia shrub to become established. After that, growth and blooming get better and better.

It's almost time for our annual show. This year is particularly exciting since the show will be held at the Paradise Ballroom at Silver Springs State Park. The room is huge, and the view from the room out onto the springs is magnificent. I just hope the judges don't get too distracted. ☺ The volunteers helping out with the show will not be charged to get into the park.

The American Camellia Society has changed the structure of the board of directors, and there will now be nine "Club Directors" to promote grassroots participation on the board. Each club may nominate one person to run for club director, and then each ACS member will vote for three from the list of nominees. There will be three from each region (Atlantic, Gulf, and Pacific). We will discuss this at the upcoming meeting. See you there!

Minutes from December 1, 2016 Ocala Camellia Society meeting
By Marge Hendon, Secretary

The Ocala Camellia Society Members met at 6:00 for the annual Christmas dinner.

Our meeting was called to order at 7:00 PM by president Patrick Andrews. He thanked all who brought a dish for the dinner.

Our guest speaker was Cal Welbourn from the FL Dept. of Agriculture and Consumer Services. He talked about mites, good and bad. His talk was very informative.

Marge Hendon read the minutes from the November meeting. They were accepted as read.

Laura Perdomo, treasurer, reported that the OCS balance was \$4,498.

Laura Perdomo will send Patrick Andrews a members list.

Our camellia show location will be free to us this year. It will be held within the Silver Springs State Park. The ballroom will provide ample show space. Jeff Kneisley, our go-to at the park, will be leaving and we will present him with a gift card. We will need to get insurance for the show. A generic poster will be made to tell public the hours of show. Sign-up sheets were sent around for members to indicate where they are willing to help. Show schedule can be viewed on ACS and Atlantic Coast Websites.

We will meet at Silver Springs around 2:00 PM on Friday, January 27. Party Time will bring tables to set up. We need help filling containers and placing tablecloths on tables.

Gates to Silver Springs will open around 6:45 AM, January 28. We need help with plant placement and then at 10:00 we will need clerks to help the 9 teams of judges. Plant sales are going on now at Bob and Patrick's home, call ahead. Plants are from County Line. Plant sale is open to the public when Silver Springs opens. Show opens to the public around 1:00 PM. We will start to tear down the show around 4:30.

Jill Reed reported that Wilmot Gardens will have their plant sale Dec. 3 & 4.

The new nomenclature book is now on sale through Amazon.

The meeting was adjourned and the plant raffle and auction were held.

CAMELLIAS IN THIS MONTH'S AUCTION

Royal Velvet Var. (raffle)



Buttermint (raffle)



Sweetie Pie Red



Lindsey




MORE AUCTION PLANTS

Satsuma Kurenai



Nancy K



ACS Jubilee



You Are Invited to Our Fifteenth Annual Camellia Open House

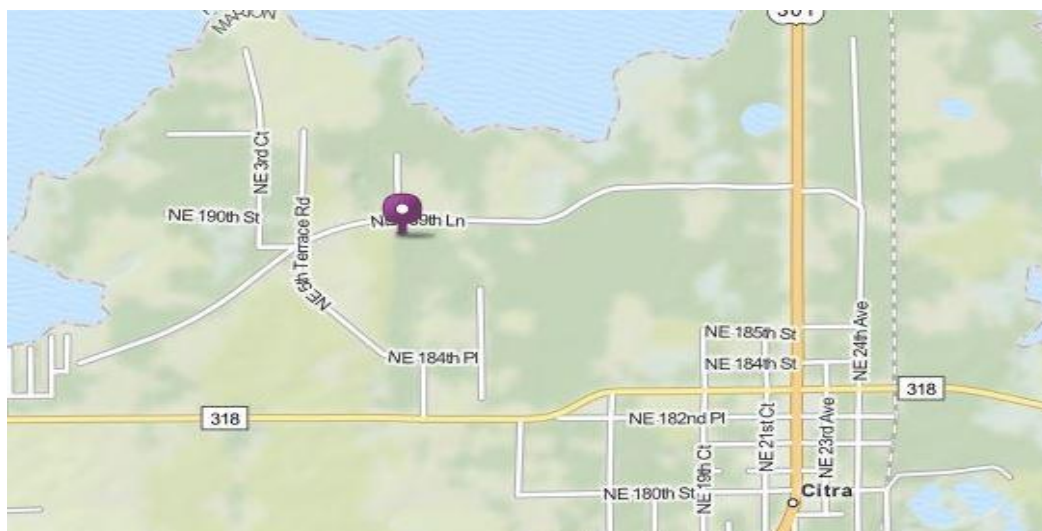
Please join Bob and Patrick on Sunday, January 22, 2017, at 1:00 p.m., for the fifteenth annual tour of our Camellia and other gardens -- rain or shine! The camellias are really growing strong, and we are always planting new cultivars and other types of plants, so there are plenty of new plants and flowers to see. We'll have plenty of delicious food and refreshments, so come hungry!

Our address is 950 NE 189th Lane, Citra, FL.

From Gainesville: Go south on US 441, go east on CR318, and then left on NE 10th Avenue. Follow the paved road around (it changes name three times in a few short blocks) until the pavement ends. Take a sharp right onto NE 189th Lane (dirt road), and our house is the third on the right (you will pass a tall Red Cedar hedge).

From Ocala: Go north on US 301 to intersection with CR 318 in Citra, go west on CR 318 about a mile, and then right on NE 10th Avenue. Follow the paved road around (it changes name three times in a few short blocks) until the pavement ends. Take a sharp right onto NE 189th Lane (dirt road), and our house is the third on the right (you will pass a tall Red Cedar hedge).

The house is white with dark green trim. Be sure to wear comfortable clothes and walking shoes. We hope to see you! Bob Weidman and Patrick Andrews. 352-895-8762.



UPCOMING ACS COOPERATIVE SHOWS AND EVENTS

GAINESVILLE, FL, Gainesville Camellia Society, **1/7-8/2017**, at Kanapaha Botanical Gardens, 4700 SW 58th Drive, John Swanson, johnbssquaredetc@gmail.com

TALLAHASSEE, FL, Camellia & Garden Club of Tallahassee, **1/14-15/2017**, at Doyle Connor Administration Building, 3125 Connor Boulevard, Randolph Maphis, (850) 878-3872, crmaphis@comcast.net

WINTER PARK, FL, Camellia Society of Central Florida, **1/21/2017**, at Mead Botanical Gardens, 1500 South Denning Drive, Katie Wollam, (407) 440-8384, kwollam@gmail.com

OCALA, FL, Ocala Camellia Society, **1/28/2017**, at Paradise Ballroom, Silver Springs State Park, 5656 East Silver Springs Blvd., Patrick Andrews, 352-895-8762, patrickandrews@att.net

QUITMAN, GA, Quitman Garden Club, **2/4/2017**, at Brooks County Extension Office, 400 East Courtland Avenue, Nancibeth Shealy, (229) 263-8661, nursenbs@windstream.net

THOMASVILLE, GA, Thomasville Garden Club, Inc., **2/11/2017**, at Thomasville Garden Center, 1002 South Broad Street, Annelle Lauder, (229) 226-7398, alauder@rose.net

ATLANTA, GA, North Georgia Camellia Society, **2/18-10/2017**, at Atlanta Botanical Garden, Piedmont Park at the Prado, John Newsome, (404) 355-4478, newsomecawthon@aol.com

FORT VALLEY, GA, Middle Georgia Camellia Society, **2/25-26/2017**, at Fetterman Building, Massee Lane, Tommy Martin, tommymartin0096@gmail.com

COLUMBUS, GA, Chattahoochee Valley Camellia Society, **3/4-5/2017**, at The Columbus Museum, 1251 Wynnton Road, Sam Wellborn, (706) 615-0965, samwellborn42@gmail.com

NEWBERG, OR, Oregon Camellia Society and City of Newberg, National Camellia Show in conjunction with the American Camellia Society Annual Convention, **4/8/2017**, at The Chehalem Cultural Center, 415 E Sheridan St, Newberg, OR

CAMELLIA CULTURE – WINTER

PLANTING: This is the best time of year to plant camellias. They are dormant now, so they won't be putting on leaf growth. The roots, however, will continue to grow all winter. You may want to add a little Super Triple Phosphate fertilizer to the hole when planting, but don't overdo it. This fertilizer promotes root growth but not leaf growth. Be sure to plant them above the soil level to allow for settling. Never plant a camellia at a level lower than it is growing in the pot. Keep newly planted camellias well watered.

WATERING: Watering is critical in November and December, since these can be very dry months. It is very important to water regularly during any dry periods. Camellias should receive a deep watering (1 inch) once a week. This is true year-round, but is more crucial during dry periods.

SPRAYING: Spider mites and scale insects can still be a problem at this time a year, so keep a close eye out for them. Spider mites cause the leaf to appear bronze, particularly along the central rib, and can ruin the look of the foliage.

Scale insects can be seen on the lower surface of leaves and result in yellowing and dropping of the leaves. You can spray with chemicals such as Orthene to control mites, but a better, more environmentally friendly solution would be to spray with insecticidal oil (such as Ultra Fine or Ultra Pure). These oils kill mites and scales but be sure to coat both sides of the leaves, and do not spray during hot temperatures. Check with local camellia growers for other spraying tips and to find out what they spray with to control these insects.

GIBBING: You can still gib blooms to make sure you have blooms to enter into specific shows this winter. Gibbing is the process of removing the growth bud next to a flower bud and filling the "cup" with a drop of gibberellic acid. This causes the remaining flower bud to swell and bloom much earlier than it normally would, and in most cases the flower is much larger. Be sure not to gib more than one or two buds on small bushes, if at all. You can order a gib on the web; just Google Progibb.

DISBUDDING: Continue disbudding if you find more than one bud at the tips of branches to ensure that the remaining bud will open larger and more beautiful.

ATLANTIC COAST CAMELLIA SOCIETY

You might want to consider becoming a member of the Atlantic Coast Camellia Society. This is a regional camellia society, consisting of members from throughout the eastern United States, from Virginia to Florida. We even have members from other regions.

The purpose of the Atlantic Coast Camellia Society is to stimulate and extend the appreciation of camellia cultures and to promote the science of camellia culture; to bring together in friendship and fellowship those interested in camellias; and to undertake and carry on such other business, enterprises and pursuits incidental to the purposes of the society as herein expressed or as may from time to time seem desirable by the Executive Committee or the membership at large. Membership is open to anyone and everyone!

Check out the ACCS website at www.atlanticcoastcamelliasociety.org. Of particular interest is the outstanding camellia list and encyclopedia (to view it, click on <http://www.atlanticcoastcamelliasociety.org/Camelliae%20Floris%20Bibliotheca/pictures-control.html>). This incredible camellia resource contains pictures and information on hundreds of the most commonly researched camellias.

The ACCS meets once a year on the third weekend in September for two days. The meeting consists of a brief business meeting, a barbecue, a terrific plant auction, and a banquet. It's a great opportunity to visit with camellia friends from all over the United States, and to make new friends.

OCALA CAMELLIA SOCIETY EXECUTIVE COMMITTEE

The officers of the Executive Committee of the Ocala Camellia Society for 2016-2017 are:

President: Patrick Andrews, 352-895-8762

Vice-President: Jill Reed, 352-591-4343

Secretary: Marge Hendon, 352-625-3510

Treasurer: Laura Perdomo, 352-625-6467

Directors: Madeline Braisted, 352-854-6500
Charlotte Bunyan, 352-624-3022
Susan Dunn, 352-694-4461
Ann Greenwood, 352-347-9992
Charles Nichols, 352-694-2973
Zlata Sabo, 352-237-5537
Bob Weidman, 352-840-3911

OCALA CAMELLIA SOCIETY

The Ocala Camellia Society meets on the first Thursday of each month, September through March, at 6:30 p.m., at the Community Center of the Ocala Police Department, 402 S. Pine, Ocala, Marion County, Florida. Members, friends, and interested gardeners from the general public are invited to attend. Members are encouraged to bring friends.

January 5, 2017, Ocala Police Department

**January 28, 2017, Annual Camellia Show,
Paradise Ballroom, Silver Springs State Park.
5656 E. Silver Springs Blvd., Silver Springs, FL**

February 2, 2017, Ocala Police Department

March 2, 2017, Ocala Police Department

OCALA CAMELLIA SOCIETY APPLICATION FOR MEMBERSHIP FOR 2016-2017

The Ocala Camellia Society is a local society, affiliated with the American Camellia Society, whose members meet the first Thursday night of the month, September through March, and presents an annual camellia show during January. The monthly meetings are devoted to various cultural aspects of camellias. Annual dues are \$10 for individuals and \$15 for couples. Dues are collected in September for the camellia season. Please complete the application below for membership in the Ocala Camellia Society.

OCALA CAMELLIA SOCIETY

Single Membership	()	\$10.00
Couple Membership	()	\$15.00
Corporate Membership	()	\$50.00

Total Enclosed \$ _____

Date of Application _____

Name: Mr. _____

Ms./Mrs. _____

Address _____

City _____ State _____ Zip Code _____

Telephone Number: Home () - _____ Cell () - _____

Email: _____

Please make your check payable to Ocala Camellia Society and send to: Laura Perdomo, Treasurer, Ocala Camellia Society, 11960 NE 52nd Place Road Silver Springs, FL 34488.

OCALA CAMELLIA SOCIETY NEWSLETTER

Patrick Andrews, Editor

HAPPY THANKSGIVING!

November 2016

NEXT MEETING SET FOR THURSDAY, NOVEMBER 3, 2016

The next meeting of the Ocala Camellia Society will be on Thursday, November 3, 2016, at our new location: the Community Room at the Ocala Police Station located at 402 S. Pine (Pine Plaza) in Ocala. Park in front of the police station and enter in the side door to the right before you get to the main front door.

Light refreshments will be served at 6:30, and the meeting will begin at 7:00. Snacks will be provided by Madeline Braisted and Dot Carey, and drinks will be provided by Don and Joan LaClair and Roy Kinney.

Vice-President/Program Chair Jill Reed has arranged a program entitled "Fungi - Friends and Foes in your Garden" presented by Matthew Smith, Assistant Professor of Plant Pathology at UF and curator of the UF fungal herbarium.

We will conclude the meeting with a raffle (*Elegans Supreme*) and auction (Alabama Beauty [red sasanqua], Royal Velvet [dark red], Bev Piet's Smile [dark red variegated white], Golden Gate [white with yellow petaloids], C.M. Gordy [pink; named for our late friend "Gordy"], and Dale Fitzgerald [pink]).

DUES REMINDER

If you haven't paid your dues for the 2016-2017 season, please do so at the meeting, or you can mail them to Laura Perdomo, Treasurer, at the address on the order form on the last page of this newsletter.

PRESIDENT'S MESSAGE

Patrick Andrews, President

I'm writing this report while on a Holland America cruise ship on the St. Lawrence River. Talk about cool weather! I'm just glad I got a taste of cool weather before I left in the aftermath of Hurricane Matthew.

Sometimes I just get a craving for cool weather. My favorite time of year in the northeastern United States is the week before Halloween, so I timed it just right this year: one week cruising in Canada and Maine, and another week in Massachusetts! The leaves are absolutely gorgeous

With that said, it's always good to be right where we are, in north-central Florida, where camellias grow better than anywhere else in the United States! We are fortunate to have mild winter weather, but cool enough to create the perfect environment for camellias.

The camellia shows have started. The first one occurred in October, with the Middle Georgia Camellia Society's Georgia National Fair show. Most people don't have flowers ready for that show, but the diehard power growers always battle it out there for top honors.

I'm really looking forward to our camellia show in the Paradise Ballroom at Silver Springs State Park. We will have plenty of room to enter flowers, more than enough room to show them, and a separate room for lunch with the judges.

We have a great program lined up for the upcoming meeting, and I look forward to seeing everyone there!

CAMELLIAS IN THIS MONTH'S AUCTION

ELEGANS SUPREME (raffle)



ALABAMA BEAUTY



ROYAL VELVET



**BEV PIET'S
SMILE**




C.M. GORDY



DALE FITZGERALD



GOLDEN GATE



CAMELLIA CULTURE – LATE SUMMER AND EARLY FALL

DISBUDDING: Disbudding is the process of removing all but one bud from the tip of a branch. You should never leave two or more flower buds side by side if you want big, beautiful flowers. Plants have only so much energy for each bud, and if there are too many, none of the buds may open completely. You may also want to remove interior buds from a branch, as these will also take energy from the terminal bud. Some growers even take single buds from some branch tips so the plant's energy will be directed to even fewer buds. If you have ever wondered how some growers consistently have larger flowers, this is the reason. Don't be shy about removing buds.

GIBBING: Gibbing is the process of removing the growth bud next to a flower bud and filling the "cup" with a drop of gibberellic acid. This causes the remaining flower bud to swell and bloom much earlier than it normally would, and in most cases the flower is much larger. Start gibbing around Labor Day, and treat several buds on large bushes at weekly intervals. Don't gib more than one or two buds on small bushes, if at all. You can order a gib on the web; just Google Progibb.

SPRAYING: Spider mites and scale insects are still a problem at this time a year, so keep a close eye out for them. Spider mites cause the leaf to appear bronze, particularly along the central rib, and can ruin the look of the foliage. Scale insects can be seen on the lower surface of leaves and result in yellowing and dropping of the leaves. You can spray with Orthene (or other chemical) to control mites. Insecticidal oil (such as Super Fine) kills mites and scales but be sure to coat both sides of the leaves, and do not spray during hot temperatures. Check with local camellia growers for other spraying tips and to find out what they spray with to control these insects.

(continued in the next column)

COLLECTING AND PLANTING SEEDS: Some of your camellia seeds have probably already matured, but you can continue to collect and plant fresh seed through September. Place the seeds immediately in moist vermiculite or other soilless mix, and cover with plastic wrap until they sprout, at which time you can plant them in pots.

PLANTING: Potted camellias can be planted at any time of the year, but remember to water at least twice a week. Be sure to plant them above the soil level to allow for settling. Never plant a camellia at a level lower than it is growing in the pot.

WATERING: It is very important to water regularly during any dry periods. Camellias should receive a deep watering (1 inch) once a week. This is true year-round, but is more crucial during dry periods.

FERTILIZING: You probably do not want to fertilize after the end of August or very beginning of September, as you do not want to encourage plant growth at this time of year. You can use any fertilizer up until this time, but if you fertilize after September, you should use only a very low nitrogen fertilizer, and fertilize lightly. Be sure to spread the fertilizer out to the drip line.

SILVER SPRINGS STATE PARK WORK DAY

If you'd like to help out at the work day in the camellia garden at Silver Springs State Park, check with Susan Dunn at the meeting to find out the day and time. The garden really only needs some minor weeding and shifting of mulch away from the trunks of the shrubs. We'll also be planting one or two plants.

UPCOMING ACS COOPERATIVE SHOWS AND EVENTS

BOSTON, GA, Wiregrass Camellia Society, **11/5/2016**, at Boston Baptist Church, 143 S. Main Street, Nancibeth Shealy, (229) 263-8661, tnursenbs@windstream.net

BYRON, GA, Middle Georgia Camellia Society, **11/12-13/2016**, at Byron Municipal Complex, 401 Main Street, Tommy Alden and Grady Stokes, (478) 825-1337, tommy@countylinenursery.com

FORT WALTON BEACH, FL, Greater Fort Walton Beach Camellia Society, **11/12/2016**, at Westwood Retirement Resort, 1001 Mar Walt Drive, Joe Jenus, (850) 803-1161, JoeJenus@gmail.com

PENSACOLA, FL, Pensacola Camellia Club, **12/10/2016**, at First Methodist Church, 80 E. Wright Street, Skip Vogelsang, (850) 438-3790, lbv3rd@gmail.com

GAINESVILLE, FL, Gainesville Camellia Society, **1/7-8/2017**, at Kanapaha Botanical Gardens, 4700 SW 58th Drive, John Swanson, johnbssquaredetc@gmail.com

TALLAHASSEE, FL, Camellia & Garden Club of Tallahassee, **1/14-15/2017**, at Doyle Connor Administration Building, 3125 Connor Boulevard, Randolph Maphis, (850) 878-3872, crmaphis@comcast.net

WINTER PARK, FL, Camellia Society of Central Florida, **1/21/2017**, at Mead Botanical Gardens, 1500 South Denning Drive, Katie Wollam, (407) 440-8384, kwollam@gmail.com

OCALA, FL, Ocala Camellia Society, **1/28/2017**, at Paradise Ballroom, Silver Springs State Park, 5656 East Silver Springs Blvd., Patrick Andrews, 352-895-8762, patrickandrews@att.net

QUITMAN, GA, Quitman Garden Club, **2/4/2017**, at Brooks County Extension Office, 400 East Courtland Avenue, Nancibeth Shealy, (229) 263-8661, nursenbs@windstream.net

THOMASVILLE, GA, Thomasville Garden Club, Inc., **2/11/2017**, at Thomasville Garden Center, 1002 South Broad Street, Annelle Lauder, (229) 226-7398, alauder@rose.net

ATLANTA, GA, North Georgia Camellia Society, **2/18-10/2017**, at Atlanta Botanical Garden, Piedmont Park at the Prado, John Newsome, (404) 355-4478, newsomecawthon@aol.com

FORT VALLEY, GA, Middle Georgia Camellia Society, **2/25-26/2017**, at Fetterman Building, Massee Lane, Tommy Martin, tommymartin0096@gmail.com

COLUMBUS, GA, Chattahoochee Valley Camellia Society, **3/4-5/2017**, at The Columbus Museum, 1251 Wynnton Road, Sam Wellborn, (706) 615-0965, samwellborn42@gmail.com

NEWBERG, OR, Oregon Camellia Society and City of Newberg, National Camellia Show in conjunction with the American Camellia Society Annual Convention, **4/8/2017**, at The Chehalem Cultural Center, 415 E Sheridan St, Newberg, OR

OCALA CAMELLIA SOCIETY EXECUTIVE COMMITTEE

The officers of the Executive Committee of the Ocala Camellia Society for 2016-2017 are:

President: Patrick Andrews, 352-895-8762

Vice-President: Jill Reed, 352-591-4343

Secretary: Marge Hendon, 352-625-3510

Treasurer: Laura Perdomo, 352-625-6467

Directors: Madeline Braisted, 352-854-6500
Charlotte Bunyan, 352-624-3022
Susan Dunn, 352-694-4461
Ann Greenwood, 352-347-9992
Charles Nichols, 352-694-2973
Zlata Sabo, 352-237-5537
Bob Weidman, 352-840-3911

OCALA CAMELLIA SOCIETY

The Ocala Camellia Society meets on the first Thursday of each month, September through March, at 6:30 p.m., at the Community Center of the Ocala Police Department, 402 S. Pine, Ocala, Marion County, Florida. Members, friends, and interested gardeners from the general public are invited to attend. Members are encouraged to bring friends.

November 3, 2016, Ocala Police Department
December 1, 2016, Ocala Police Department
January 5, 2017, Ocala Police Department

**January 28, 2017, Annual Camellia Show,
Paradise Ballroom, Silver Springs State Park.
5656 E. Silver Springs Blvd., Silver Springs, FL**

February 2, 2017, Ocala Police Department
March 2, 2017, Ocala Police Department

OCALA CAMELLIA SOCIETY APPLICATION FOR MEMBERSHIP FOR 2016-2017

The Ocala Camellia Society is a local society, affiliated with the American Camellia Society, whose members meet the first Thursday night of the month, September through March, and presents an annual camellia show during January. The monthly meetings are devoted to various cultural aspects of camellias. Annual dues are \$10 for individuals and \$15 for couples. Dues are collected in September for the camellia season. Please complete the application below for membership in the Ocala Camellia Society.

OCALA CAMELLIA SOCIETY

Single Membership	()	\$10.00
Couple Membership	()	\$15.00
Corporate Membership	()	\$50.00

Total Enclosed \$ _____

Date of Application _____

Name: Mr. _____

Ms./Mrs. _____

Address _____

City _____ State _____ Zip Code _____

Telephone Number: Home () - _____ Cell () - _____

Email: _____

Please make your check payable to OCALA CAMELLIA SOCIETY and send to: Laura Perdomo, Treasurer, Ocala Camellia Society, 11960 NE 52nd Place Road Silver Springs, FL 34488.

OCALA CAMELLIA SOCIETY

NEWSLETTER

Patrick Andrews, Editor

Happy Halloween!

OCTOBER 2016

NEXT MEETING SET FOR THURSDAY, OCTOBER 6, 2016

The next meeting of the Ocala Camellia Society will be on Thursday, October 6, 2016, at our new location: the Community Room at the Ocala Police Station located at 402 S. Pine (Pine Plaza) in Ocala. Park in front of the police station and enter in the side door to the right before you get to the main front door. See the pictures of our new meeting place on the next page.

Light refreshments will be served at 6:30, and the meeting will begin at 7:00. The speaker will be Jack LeCroy, the "Florida Friendly Landscape" extension agent for Marion County. He will discuss services that are available to home gardeners through the extension service, including soil testing - how to collect and submit samples, and what types of assays are available. The title of the talk is "An Introduction to Florida-Friendly Landscaping."

We will conclude the meeting with a raffle (*Cherries Jubilee*) and auction (*Leslie Ann*, *Han-Ling Snow*, *Jim Smith* [named for our local camellia champion], *Cay McKenzie*, and *Miss Lillian* [named for our late friend, Lillian Gordy]).

SILVER SPRINGS STATE PARK

The grand opening of the Ross Allen Island Boardwalk and Paradise Ballroom was held Friday, September 30, at Silver Springs State Park. Various volunteers were invited to attend, including members of the Ocala Camellia Society. Check out the pictures of the festivities on page 3. OCS members Marge Hendon, Donna Nichols, Bob Weidman, and Patrick Andrews were in attendance.

PRESIDENT'S MESSAGE

By Patrick Andrews

Let's hope our October meeting isn't canceled because of another hurricane! As it turned out, the heaviest rains we received from Hurricane Hermine were on the Thursday night our meeting was to be held in September. Even though it was really hard for me to make the call, canceling the meeting was definitely for the best, as the torrential rain would have made driving to and from the meeting downright dangerous!

I've noticed the mornings are a few degrees cooler now, and it is much appreciated! It has been a very long, hot summer, much of it dry. Even so, the camellias in our garden and all around town look good, and the buds are swelling. I've noticed some sasanquas starting to bloom, so camellia season isn't far away. I also saw the first sasanqua bloom open at the camellia garden at Silver Springs State Park this past Friday. The camellia garden at Silver Springs is looking fantastic, so if you haven't been there for a while, it's worth a visit. We're also looking for volunteers to help weed the garden. The major work has been done, so now it's just routine maintenance that needs to be done. Check out the pictures on page 3.

I look forward to seeing everyone at the meeting on Thursday night. This will be our first in our new location - the community room at the Ocala Police Department. See you there!

OUR NEW MEETING VENUE

I thought I'd share these pictures again, as we had to cancel last month's meeting due to Hurricane Hermine. We will now be meeting at the Community Center at the Ocala Police Station, located at 402 S. Pine (Pine Plaza) in Ocala. Park in front of the building and enter through the door to the right before you get to the main police station door. It is handicapped accessible. We are able to use these facilities free of charge. Thanks to Zlata Sabo for following through with this project and securing a wonderful meeting place for all of us!



OUR NEW SHOW VENUE

The January 2017 show will be held on Saturday, January 28, 2017, in the newly renovated Ballroom at Silver Springs State Park. This venue is much larger than the room we've been using at the Ocala Golf Club, and it is free for us to use! This is an exciting development, and I hope we will have all of our members there to help with the show.



PICTURES FROM SILVER SPRINGS STATE PARK PARADISE BALLROOM AND ROSS ALLEN ISLAND BOARDWALK GRAND OPENING SEPTEMBER 30, 2016



CAMELLIA CULTURE -- LATE

DISBUDDING: Disbudding is the process of removing all but one bud from the tip of a branch. You should never leave two or more flower buds side by side if you want big, beautiful flowers. Plants have only so much energy for each bud, and if there are too many, none of the buds may open completely. You may also want to remove interior buds from a branch, as these will also take energy from the terminal bud. Some growers even take single buds from some branch tips so the plant's energy will be directed to even fewer buds. If you have ever wondered how some growers consistently have larger flowers, this is the reason. Don't be shy about removing buds.

GIBBING: Gibbing is the process of removing the growth bud next to a flower bud and filling the "cup" with a drop of gibberellic acid. This causes the remaining flower bud to swell and bloom much earlier than it normally would, and in most cases the flower is much larger. Start gibbing around Labor Day, and treat several buds on large bushes at weekly intervals. Don't gib more than one or two buds on small bushes, if at all. You can order a gib on the web; just Google Pro Gibb.

SPRAYING: Spider mites and scale insects are still a problem at this time a year, so keep a close eye out for them. Spider mites cause the leaf to appear bronze, particularly along the central rib, and can ruin the look of the foliage. Scale insects can be seen on the lower surface of leaves and result in yellowing and dropping of the leaves. You can spray with Orthene (or other chemical) to control

SUMMER AND EARLY FALL

mites. Insecticidal oil (such as Ultra Fine) kills mites and scales but be sure to coat both sides of the leaves, and do not spray during hot temperatures. Check with local camellia growers for other spraying tips and to find out what they spray with to control these insects.

COLLECTING AND PLANTING SEEDS: Some of your camellia seeds have probably already matured, but you can continue to collect and plant fresh seed through September. Place the seeds immediately in moist vermiculite or other soilless mix, and cover with plastic wrap until they sprout, at which time you can plant them in pots.

PLANTING: Potted camellias can be planted at any time of the year, but remember to water at least twice a week. Be sure to plant them above the soil level to allow for settling. Never plant a camellia at a level lower than it is growing in the pot.

WATERING: It is very important to water regularly during any dry periods. Camellias should receive a deep watering (1 inch) once a week. This is true year-round, but is more crucial during dry periods.

FERTILIZING: You probably do not want to fertilize after the end of August or very beginning of September, as you do not want to encourage plant growth at this time of year. You can use any fertilizer up until this time, but if you fertilize after September, you should use only a very low nitrogen fertilizer, and fertilize lightly. Be sure to spread the fertilizer out to the drip line.

(continued in the next column)

CAMELLIAS AT THIS MONTH'S AUCTION



Leslie Ann



Han-Ling Snow



Jim Smith



Cay McKenzie



Miss Lillian



Cherries Jubilee (RAFFLE)

UPCOMING ACS COOPERATIVE SHOWS AND EVENTS IN 2016

OCTOBER

PERRY, GA, Middle Georgia Camellia Society, 10/08-10/09/2016, at Georgia National Fair, Miller-Murphy-Howard Building, 401 Larry Walker Parkway, Sandra Williams, (478) 836-4249, dscm@pstel.net

NOVEMBER

BOSTON, GA, Wiregrass Camellia Society, 11/5/2016, at Boston Baptist Church, 143 South Main Street, Nancibeth Shealy, (229) 263-8661, nursenbs@windstream.net

BYRON, GA, Middle Georgia Camellia Society, 11/12-11/13/2016, at Byron Municipal Complex, 401 Main Street, Tommy Alden & Grady Stokes, (478) 825-1337, tommy@countylinenursery.com

FORT WALTON BEACH, FL, Greater Fort Walton Beach Camellia Society, 11/12/2016, at Westwood Retirement Resort, 1001 Mar Walt Drive, Joe Jenus, (850) 803-1161, JoeJenus@gmail.com

DECEMBER

VALDOSTA, GA, Valdosta Camellia & Garden Club, 12/3/2016, at Women's Building, 1409 North Patterson Street, Mark Crawford & J. D. Thomerson, (229) 242-9081, craw142@bellsouth.net

PENSACOLA, FL, Pensacola Camellia Club, 12/10/2016, at First Presbyterian Church, 33 East Gregory Street, Skip Vogelsang, (850) 438-3790, lbv3rd@gmail.com

OCALA CAMELLIA SOCIETY EXECUTIVE COMMITTEE

The officers of the Executive Committee of the Ocala Camellia Society for 2016-2017 are:

President: Patrick Andrews, 352-895-8762
Vice-President: Jill Reed, 352-591-4343
Secretary: Marge Hendon, 352-625-3510
Treasurer: Laura Perdomo, 352-625-6467
Directors: Madeline Braisted, 352-854-6500
Charlotte Bunyan, 352-624-3022
Susan Dunn, 352-694-4461
Charles Nichols, 352-694-2973
Zlata Sabo, 352-237-5537
Bob Weidman, 352-816-8599
Ann Greenwood, 352-347-9992

OCALA CAMELLIA SOCIETY

The Ocala Camellia Society meets on the first Thursday of each month, September through March, at 6:30 p.m., at the Community Center of the Ocala Police Department, 402 S. Pine, Ocala, Marion County, Florida. Members, friends, and interested gardeners from the general public are invited to attend. Members are encouraged to bring friends.

October 5, 2016, Ocala Police Department
(Note that the October meeting will be on Wednesday this month only)

November 3, 2016, Ocala Police Department
December 1, 2016, Ocala Police Department
January 5, 2017, Ocala Police Department

**January 28, 2017, Annual Camellia Show,
Silver Springs State Park Ballroom**

February 2, 2017, Ocala Police Department
March 2, 2017, Ocala Police Department

OCALA CAMELLIA SOCIETY APPLICATION FOR MEMBERSHIP FOR 2016-2017

The Ocala Camellia Society is a local society, affiliated with the American Camellia Society, whose members meet the first Thursday night of the month, September through March, and presents an annual camellia show during January. The monthly meetings are devoted to various cultural aspects of camellias. Annual dues are \$10 for individuals and \$15 for couples. Dues are collected in September for the camellia season. Please complete the application below for membership in the Ocala Camellia Society.

OCALA CAMELLIA SOCIETY

Single Membership	()	\$10.00
Couple Membership	()	\$15.00
Corporate Membership	()	\$50.00

Total Enclosed \$ _____

Date of Application _____

Name: Mr. _____

Ms./Mrs. _____

Address _____

City _____ State _____ Zip Code _____

Telephone Number: Home () - _____ Cell () - _____

Email: _____

Please make your check payable to Ocala Camellia Society and send to: Laura Perdomo, Treasurer, Ocala Camellia Society, 11960 NE 52nd Place Road Silver Springs, FL 34488.

OCALA CAMELLIA SOCIETY

NEWSLETTER

Patrick Andrews, Editor

WELCOME BACK!

SEPTEMBER 2016

FIRST MEETING OF THE SEASON SET FOR THURSDAY, SEPTEMBER 1, 2016

The first meeting of the Ocala Camellia Society 2016-2017 season will be on Thursday, September 1, 2016, at our new location: the Community Room at the Ocala Police Station located at 402 S. Pine (Pine Plaza) in Ocala. Park in front of the police station and enter in the side door to the right before you get to the main front door. See the pictures of our new meeting place on the next page.

Light refreshments will be served at 6:30, and the meeting will begin at 7:00. Vice-President and Program Chair Jill Reed has arranged a program entitled "Fungi - Friends and Foes in your Garden" presented by Matthew Smith, Assistant Professor of Plant Pathology at UF and curator of the UF fungal herbarium. We will conclude the meeting with a raffle (Cherries Jubilee) and auction (*Leslie Ann*, *Han-Ling Snow*, *Jim Smith* [named for our local camellia champion], *Cay McKenzie*, and *Miss Lillian* [named for our late friend, Lillian Gordy]).

SILVER SPRINGS STATE PARK

We had a couple of work days this summer at the camellia garden at Silver Springs State Park. One of the days all of the work was done by Susan and John Dunn, and they did a fantastic job weeding it. Bob and Patrick planted some more plants and further refined the shape of the beds. If you haven't visited for a while, I encourage you to visit. It's looking great!

PRESIDENT'S MESSAGE

By Patrick Andrews

What a difference a year makes. Last year we had a summer filled with plenty of rain. This year, June and July were perhaps the driest I've ever seen, with very little rain and above-average temperatures. Thankfully, regular rains returned for a couple of weeks in August, although it's dry again at the end of the month. Despite the dry weather, the camellias look great and are putting on lots of buds. The only thing we had a problem with in our garden was an outbreak of spider mites. These little critters thrive in hot, dry weather, so it was a perfect year for them!

The Board of Directors met twice this summer, via email. We were able to take care of any business that came to our attention. We really wanted to come up with a new meeting venue to accommodate members who had trouble climbing the stairs at the last venue. After considering several locations, Zlata found us a perfect place to meet. The board voted unanimously to take advantage of the new location. We also had to decide whether to keep our show at the Golf Club or move it to the newly renovated ballroom at Silver Springs State Park. It wasn't hard to decide that, since we have to pay to use the Golf Club, and Silver Springs State Park is allowing us to have our show there at no charge! Again, the board voted unanimously in favor of this change.

I look forward to seeing everyone at the first meeting of the season at the Ocala Police Department! Bring a friend!

OUR NEW MEETING VENUE

As I mentioned earlier, we will now be meeting at the Community Center at the Ocala Police Station, located at 402 S. Pine (Pine Plaza) in Ocala. Park in front of the building and enter through the door to the right before you get to the main police station door. It is handicapped accessible. We are able to use these facilities free of charge. Thanks go to Zlata Sabo for following through with this project and securing a wonderful meeting place for all of us!



OUR NEW SHOW VENUE

The January 2017 show will be held on Saturday, January 28, 2017, in the newly renovated Ballroom at Silver Springs State Park. This venue is much larger than the room we've been using at the Ocala Golf Club, and it is free for us to use! This is an exciting development, and I hope we will have all of our members there to help with the show.



CAMELLIA CULTURE -- LATE

DISBUDDING: Disbudding is the process of removing all but one bud from the tip of a branch. You should never leave two or more flower buds side by side if you want big, beautiful flowers. Plants have only so much energy for each bud, and if there are too many, none of the buds may open completely. You may also want to remove interior buds from a branch, as these will also take energy from the terminal bud. Some growers even take single buds from some branch tips so the plant's energy will be directed to even fewer buds. If you have ever wondered how some growers consistently have larger flowers, this is the reason. Don't be shy about removing buds.

GIBBING: Gibbing is the process of removing the growth bud next to a flower bud and filling the "cup" with a drop of gibberellic acid. This causes the remaining flower bud to swell and bloom much earlier than it normally would, and in most cases the flower is much larger. Start gibbing around Labor Day, and treat several buds on large bushes at weekly intervals. Don't gib more than one or two buds on small bushes, if at all. You can order a gib on the web; just Google Pro Gibb.

SPRAYING: Spider mites and scale insects are still a problem at this time a year, so keep a close eye out for them. Spider mites cause the leaf to appear bronze, particularly along the central rib, and can ruin the look of the foliage. Scale insects can be seen on the lower surface of leaves and result in yellowing and dropping of the leaves. You can spray with Orthene (or other chemical) to control

SUMMER AND EARLY FALL

mites. Insecticidal oil (such as Ultra Fine) kills mites and scales but be sure to coat both sides of the leaves, and do not spray during hot temperatures. Check with local camellia growers for other spraying tips and to find out what they spray with to control these insects.

COLLECTING AND PLANTING SEEDS: Some of your camellia seeds have probably already matured, but you can continue to collect and plant fresh seed through September. Place the seeds immediately in moist vermiculite or other soilless mix, and cover with plastic wrap until they sprout, at which time you can plant them in pots.

PLANTING: Potted camellias can be planted at any time of the year, but remember to water at least twice a week. Be sure to plant them above the soil level to allow for settling. Never plant a camellia at a level lower than it is growing in the pot.

WATERING: It is very important to water regularly during any dry periods. Camellias should receive a deep watering (1 inch) once a week. This is true year-round, but is more crucial during dry periods.

FERTILIZING: You probably do not want to fertilize after the end of August or very beginning of September, as you do not want to encourage plant growth at this time of year. You can use any fertilizer up until this time, but if you fertilize after September, you should use only a very low nitrogen fertilizer, and fertilize lightly. Be sure to spread the fertilizer out to the drip line.

(continued in the next column)

CAMELLIAS AT THIS MONTH'S AUCTION



Leslie Ann



Han-Ling Snow



Jim Smith



Cay McKenzie



Miss Lillian



Cherries Jubilee (RAFFLE)

UPCOMING ACS COOPERATIVE SHOWS AND EVENTS IN 2016

OCTOBER

PERRY, GA, Middle Georgia Camellia Society, **10/08-10/09/2016**, at Georgia National Fair, Miller-Murphy-Howard Building, 401 Larry Walker Parkway, Sandra Williams, (478) 836-4249, dscm@pstel.net

NOVEMBER

BOSTON, GA, Wiregrass Camellia Society, **11/5/2016**, at Boston Baptist Church, 143 South Main Street, Nancibeth Shealy, (229) 263-8661, nursenbs@windstream.net

BYRON, GA, Middle Georgia Camellia Society, **11/12-11/13/2016**, at Byron Municipal Complex, 401 Main Street, Tommy Alden & Grady Stokes, (478) 825-1337, tommy@countylinenursery.com

FORT WALTON BEACH, FL, Greater Fort Walton Beach Camellia Society, **11/12/2016**, at Westwood Retirement Resort, 1001 Mar Walt Drive, Joe Jenus, (850) 803-1161, JoeJenus@gmail.com

DECEMBER

VALDOSTA, GA, Valdosta Camellia & Garden Club, **12/3/2016**, at Women's Building, 1409 North Patterson Street, Mark Crawford & J. D. Thomerson, (229) 242-9081, craw142@bellsouth.net

PENSACOLA, FL, Pensacola Camellia Club, **12/10/2016**, at First Presbyterian Church, 33 East Gregory Street, Skip Vogelsang, (850) 438-3790, lbv3rd@gmail.com

UPCOMING ATLANTIC COAST CAMELLIA SOCIETY CONVENTION

The 2017 Atlantic Coast Camellia Society Convention will be held on September 16 and 17 at the Litchfield Beach and Golf Resort, US Route 17, 14276 Ocean Highway, Litchfield Beach, SC.

You can find out all the information about the meeting, including cost and room availability, by visiting the Atlantic Coast Camellia Society web site at www.atlanticcoastcamelliasociety.org. I will be the incoming president, and would love to see some members from our local club there! You'll have a great time!

OCALA CAMELLIA SOCIETY EXECUTIVE COMMITTEE

The officers of the Executive Committee of the Ocala Camellia Society for 2016-2017 are:

President: Patrick Andrews, 352-895-8762

Vice-President: Jill Reed, 352-591-4343

Secretary: Marge Hendon, 352-625-3510

Treasurer: Laura Perdomo, 352-625-6467

Directors: Madeline Braisted, 352-854-6500
Charlotte Bunyan, 352-624-3022
Susan Dunn, 352-694-4461
Charles Nichols, 352-694-2973
Zlata Sabo, 352-237-5537
Bob Weidman, 352-816-8599
Ann Greenwood, 352-347-9992

OCALA CAMELLIA SOCIETY

The Ocala Camellia Society meets on the first Thursday of each month, September through March, at 6:30 p.m., at the Community Center of the Ocala Police Department, 402 S. Pine, Ocala, Marion County, Florida. Members, friends, and interested gardeners from the general public are invited to attend. Members are encouraged to bring friends.

September 1, 2016, Ocala Police Department
October 5, 2016, Ocala Police Department
(Note that the October meeting will be on Wednesday this month only)
November 3, 2016, Ocala Police Department
December 1, 2016, Ocala Police Department
January 5, 2017, Ocala Police Department
January 28, 2017, Annual Camellia Show, Silver Springs State Park Ballroom
February 2, 2017, Ocala Police Department
March 2, 2017, Ocala Police Department

OCALA CAMELLIA SOCIETY APPLICATION FOR MEMBERSHIP FOR 2016-2017

The Ocala Camellia Society is a local society, affiliated with the American Camellia Society, whose members meet the first Thursday night of the month, September through March, and presents an annual camellia show during January. The monthly meetings are devoted to various cultural aspects of camellias. Annual dues are \$10 for individuals and \$15 for couples. Dues are collected in September for the camellia season. Please complete the application below for membership in the Ocala Camellia Society.

OCALA CAMELLIA SOCIETY

Single Membership	()	\$10.00
Couple Membership	()	\$15.00
Corporate Membership	()	\$50.00

Total Enclosed \$ _____

Date of Application _____

Name: Mr. _____
Ms./Mrs. _____

Address _____

City _____ State _____ Zip Code _____

Telephone Number: Home () - _____ Cell () - _____

Email: _____

Please make your check payable to OCALA CAMELLIA SOCIETY and send to: Laura Perdomo, Treasurer, Ocala Camellia Society, 11960 NE 52nd Place Road Silver Springs, FL 34488.